

Why Choose Healthcare?

Some things to think about...

- There will be strong demand for healthcare workers – especially in healthcare “support” occupations.
- There are many healthcare careers that don’t work with blood.
- Healthcare careers are high tech! Have you heard of a nuclear medicine technologist? How about a biomedical device engineer?
- There will be jobs when you graduate from college that haven’t been invented yet.
- Health care careers are growing and will always be needed.
- You can find any career in a hospital that you would find in a city including computer systems, business/finance & electricians.



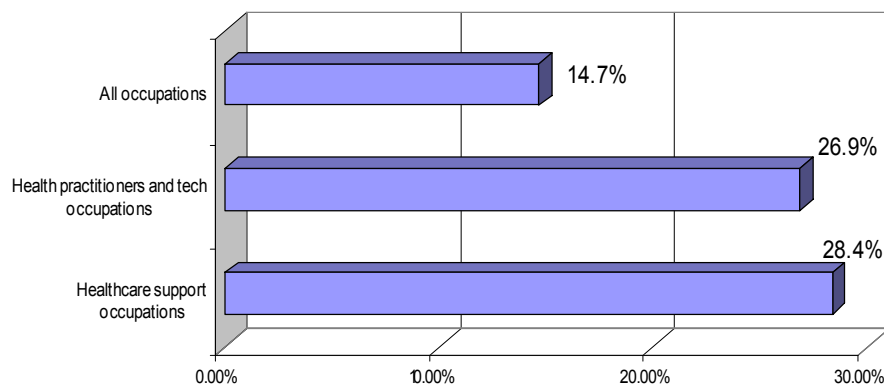
Health care workers work in many settings

| | |
|-------------------------------|---------|
| Hospitals | 101,000 |
| Nursing care facilities | 43,000 |
| Outpatient care offices | 37,000 |
| Physician offices | 34,000 |
| MH/Substance abuse facilities | 27,000 |
| Home health care services | 19,000 |
| Dentist offices | 15,000 |
| Community care for elderly | 13,000 |
| Other practitioner offices | 11,000 |

Fastest Growing Health Care Occupations, 2004-2014

| | Percent Change Increase |
|--|-------------------------|
| Physician Assistants | 53.7 |
| Home Health Aides | 51.7 |
| Biomedical Engineers | 45.3 |
| Medical Assistants | 42.3 |
| Personal and Home Care Aides | 42.1 |
| Medical Scientists, Except Epidemiologists | 42.0 |
| Athletic Trainers | 41.0 |
| Dental Hygienists | 38.1 |
| Dental Assistants | 37.6 |
| Diagnostic Medical Sonographers | 35.4 |
| Medical and Clinical Laboratory Technicians | 32.3 |
| Medical Records and Health Information Technicians | 31.9 |

MN Job Growth, 2002-2012



Top industries hiring over the past 6 years

| Industry | Positions |
|-----------------------------|----------------|
| Healthcare | +51,900 |
| Leisure and Hospitality | +28,400 |
| Social Assistance | +18,900 |
| Construction | +12,100 |
| Credit Intermediation | +12,300 |
| Real Estate | +4,900 |
| Medical Supplies Mfg | +3,200 |
| Medical Devices Etc. | +1,600 |
| Legal Services | +2,100 |
| Education | +9,100 |

The data in this document was taken from presentations given at a Health Science Technology Educator’s conference on September 28, 2006. Unless otherwise noted, the data is from the Minnesota Department of Employment and Economic Development (DEED) and the Office of Rural Health and Primary Care (ORHPC), Minnesota Department of Health. For more information on the information check out the DEED website: www.deed.state.mn.us/lmi or the ORHPC website: <http://www.health.state.mn.us/divs/chs/workforce/data.htm>

Suggested Courses

The more math and science you take, the better prepared you will be for the college or university you wish to attend. Each career requires different knowledge and skills, but broad math and science experience will be helpful for all careers. Get involved with your health science student organization such as HOSA. This will give you leadership experience and practical skills. If HOSA is not in your school contact Candy Leopold at cmleopold@minneostahosa.org to discuss getting one started!

Some high school courses that would be helpful with the majority of health care careers:

- Medical Terminology
- AP Biology
- Anatomy
- Physiology
- Foreign Language
- Calculus or Pre-Calc (as much math as you can)



Plot Your Course!

Wide range of occupations here!

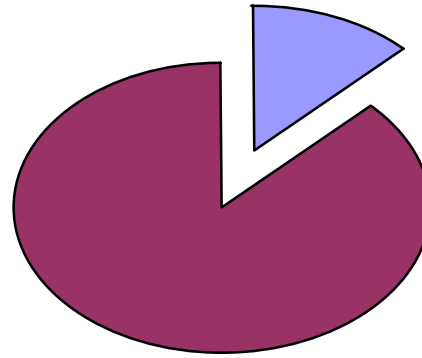
Some professional and technical occupations we don't often think of...

There are:

- 3,500 Physical therapists
- 600 Recreational therapists
- 3,200 Medical and clinical laboratory technologists
- 3,170 Medical and clinical laboratory technicians
- 3,000 Dental hygienists
- 3,470 Radiologic technologists and technicians
- 4,000 EMT's and paramedics
- 3,700 Medical records and health information technicians
- 800 Diagnostic medical sonographers
- 5,800 Pharmacy technicians
- 750 Cardiovascular technologists and technicians

One of every eight Minnesota jobs is in health care.

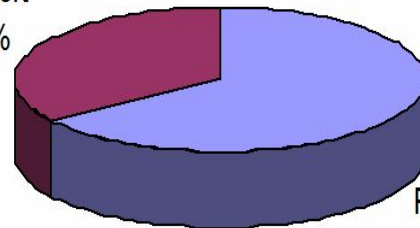
Health Sector
13%



Other
87%

Minnesota Healthcare Employment, 2005

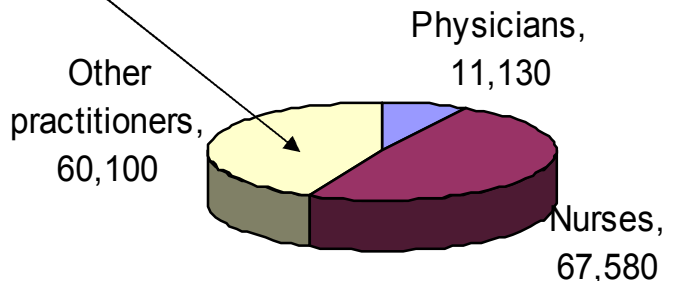
Support
34%



Practitioner and Technical
66%

Source: U.S. Bureau of Labor Statistics, May 2005

Minnesota Health Practitioner and Technical Occupations



Source: U.S. Bureau of Labor Statistics, May 2005

Developed by the Healthcare Education Industry Partnership, a project of the Minnesota State Colleges and Universities System.